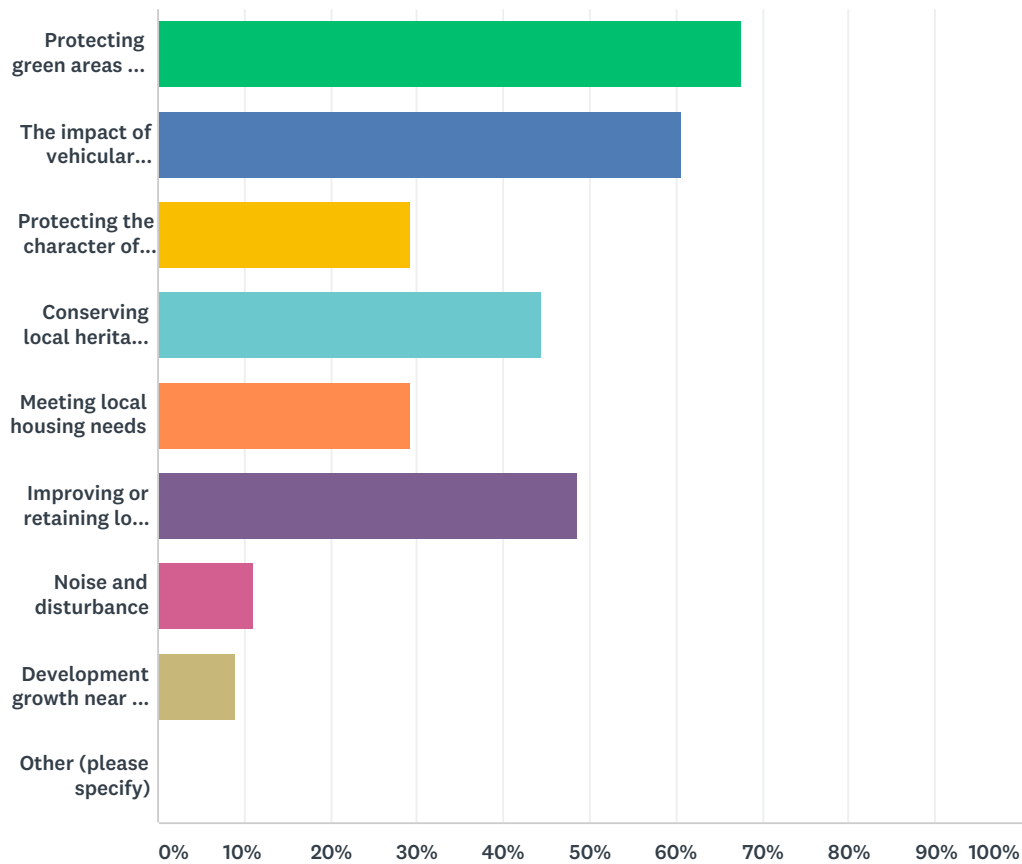


Q1 What are the THREE most important issues for the Neighbourhood Plan?

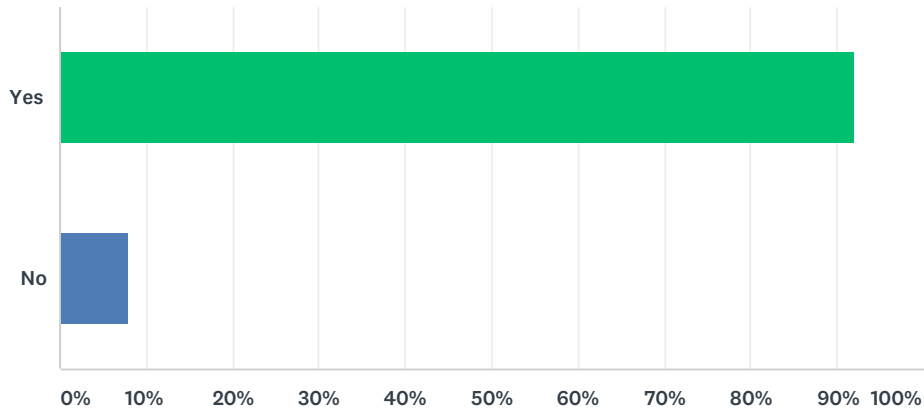
Answered: 99 Skipped: 1



ANSWER CHOICES	RESPONSES	
Protecting green areas in the village and local views	67.68%	67
The impact of vehicular traffic on village life	60.61%	60
Protecting the character of the countryside and access to it	29.29%	29
Conserving local heritage and village identity	44.44%	44
Meeting local housing needs	29.29%	29
Improving or retaining local services and facilities	48.48%	48
Noise and disturbance	11.11%	11
Development growth near the A46	9.09%	9
Other (please specify)	0.00%	0
Total Respondents: 99		

Q2 Do you think that our Neighbourhood Plan should identify, protect and where possible enhance local biodiversity?

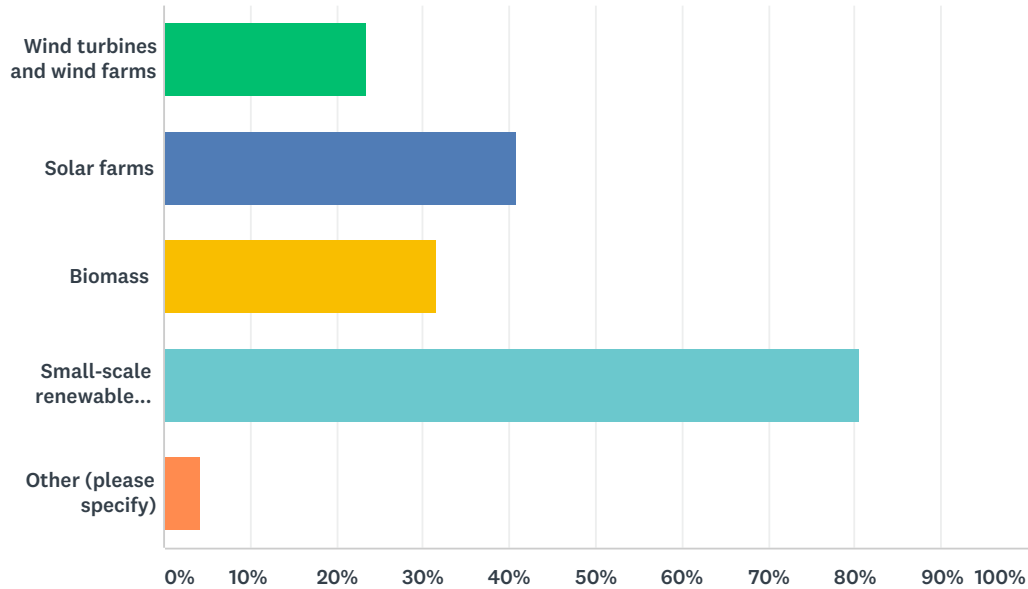
Answered: 100 Skipped: 0



ANSWER CHOICES	RESPONSES	
Yes	92.00%	92
No	8.00%	8
TOTAL		100

Q3 Which of the following renewable energy developments would you support in Upper Broughton Parish?(Please select all the options that apply)

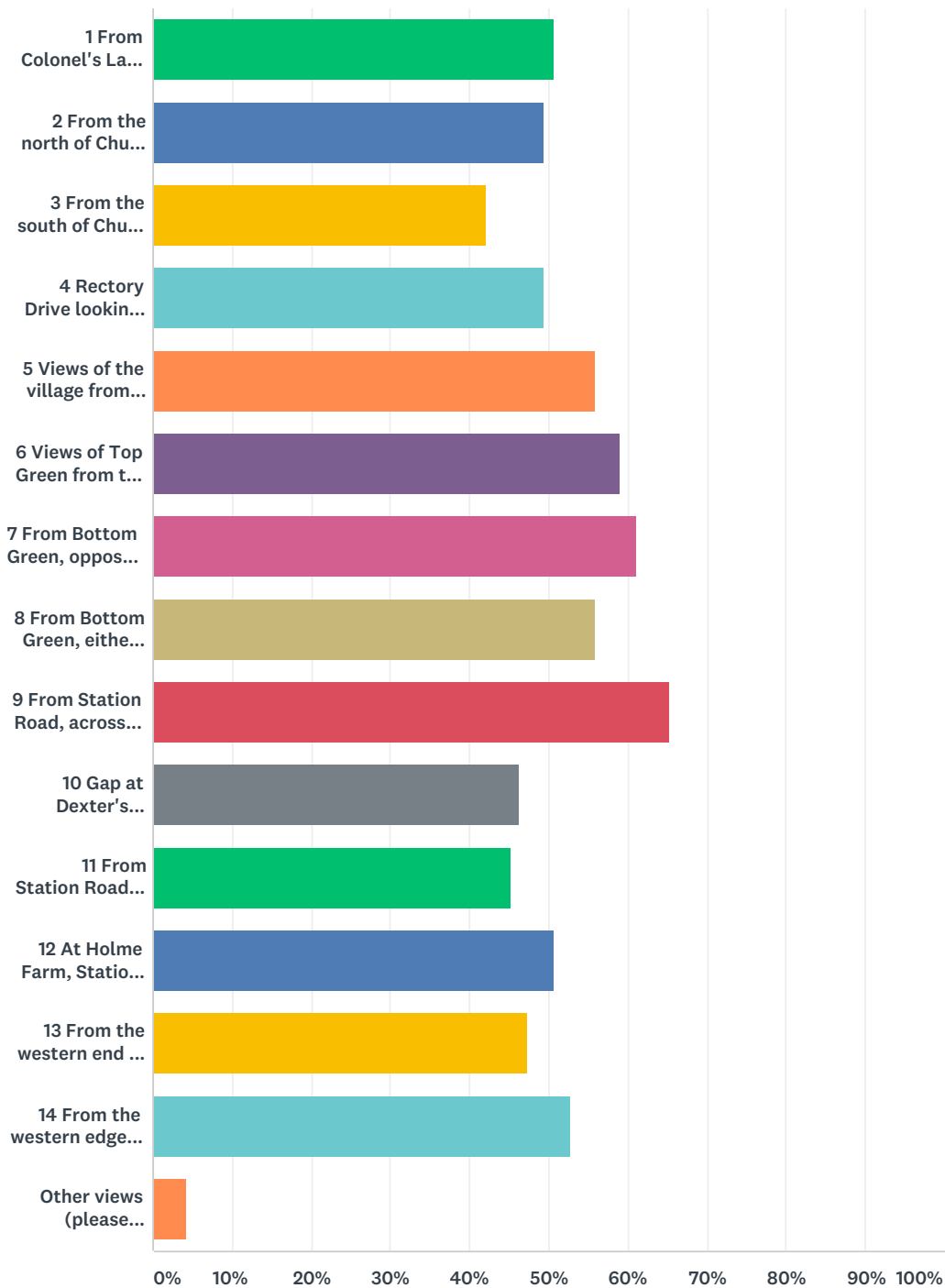
Answered: 98 Skipped: 2



ANSWER CHOICES	RESPONSES	
Wind turbines and wind farms	23.47%	23
Solar farms	40.82%	40
Biomass	31.63%	31
Small-scale renewable energy technologies integrated with new buildings or fitted to existing buildings	80.61%	79
Other (please specify)	4.08%	4
Total Respondents: 98		

Q4 Which local views do value? (Please select all the options that apply)

Answered: 95 Skipped: 5



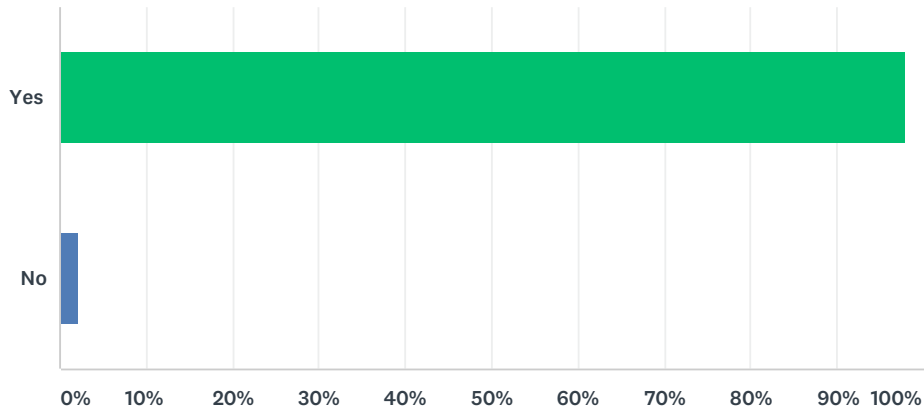
ANSWER CHOICES	RESPONSES	
1 From Colonel's Lane looking east	50.53%	48
2 From the north of Church Lane towards the north-east	49.47%	47
3 From the south of Church Lane towards the north-east	42.11%	40
4 Rectory Drive looking east	49.47%	47

Upper Broughton Neighbourhood Plan

5 Views of the village from the A606	55.79%	53
6 Views of Top Green from the A606	58.95%	56
7 From Bottom Green, opposite the Old Saddlery, looking south	61.05%	58
8 From Bottom Green, either side of The Barn, looking south	55.79%	53
9 From Station Road, across the tennis courts, looking south	65.26%	62
10 Gap at Dexter's Cottage on Station Road	46.32%	44
11 From Station Road, opposite Hillside Farm, looking south	45.26%	43
12 At Holme Farm, Station Road looking south	50.53%	48
13 From the western end of the village on Station Road looking north	47.37%	45
14 From the western edge of the village looking south and west	52.63%	50
Other views (please specify)	4.21%	4
Total Respondents: 95		

Q5 Do you agree that the Neighbourhood Plan should protect ancient trees and trees of good arboricultural or amenity value?

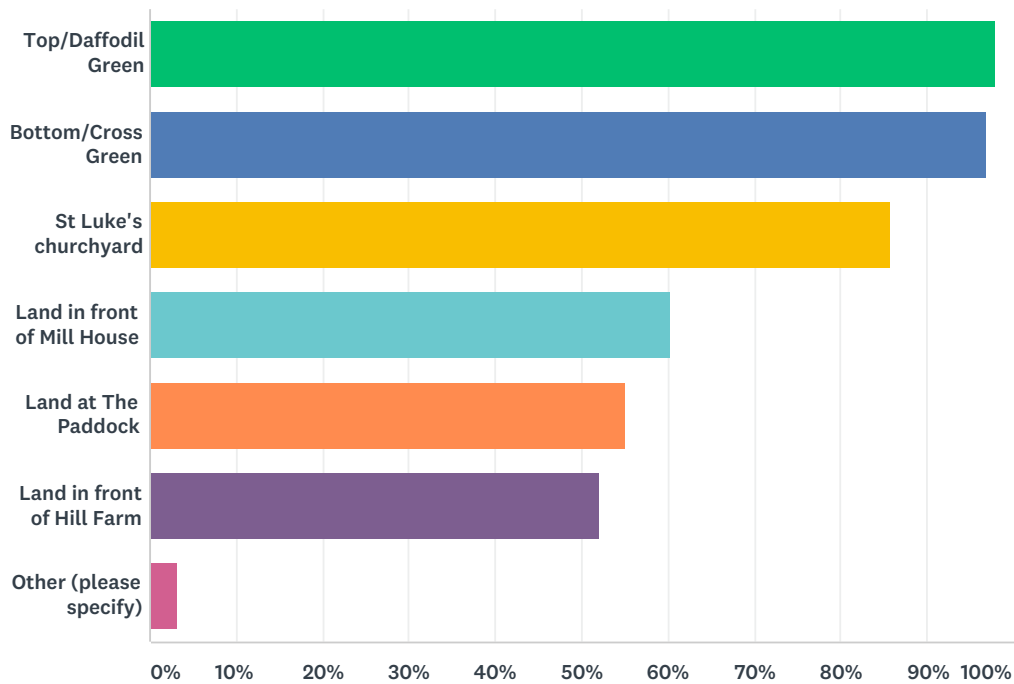
Answered: 97 Skipped: 3



ANSWER CHOICES	RESPONSES	
Yes	97.94%	95
No	2.06%	2
TOTAL		97

Q6 Which of the following should be identified as a Local Green Space? (Please select all the options that apply)

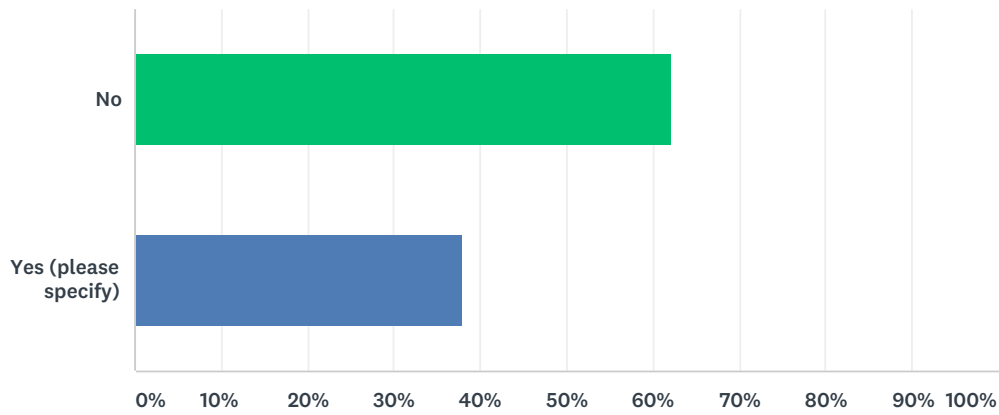
Answered: 98 Skipped: 2



ANSWER CHOICES	RESPONSES	
Top/Daffodil Green	97.96%	96
Bottom/Cross Green	96.94%	95
St Luke's churchyard	85.71%	84
Land in front of Mill House	60.20%	59
Land at The Paddock	55.10%	54
Land in front of Hill Farm	52.04%	51
Other (please specify)	3.06%	3
Total Respondents: 98		

Q7 In addition to the conservation area and listed buildings, should our Neighbourhood Plan identify other buildings for protection?

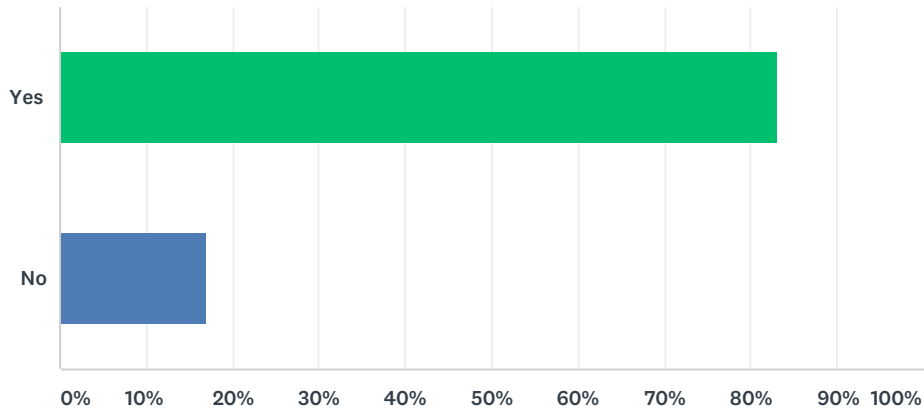
Answered: 90 Skipped: 10



ANSWER CHOICES	RESPONSES	
No	62.22%	56
Yes (please specify)	37.78%	34
TOTAL		90

Q8 Do you think that our Neighbourhood Plan should include guidance on the design of new buildings?

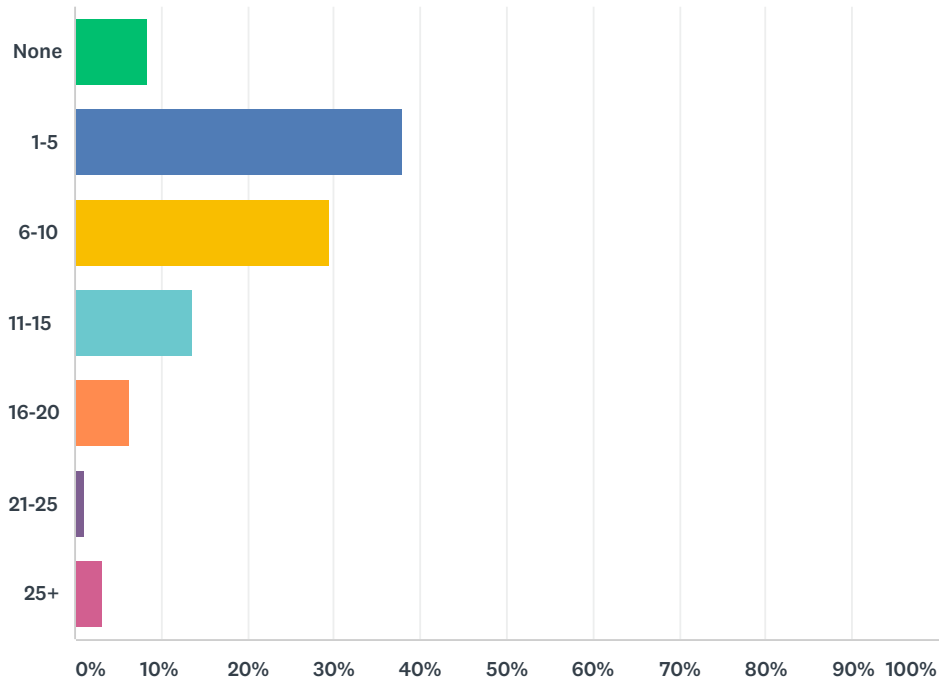
Answered: 95 Skipped: 5



ANSWER CHOICES	RESPONSES	
Yes	83.16%	79
No	16.84%	16
TOTAL		95

Q9 How many new homes should we plan for the period to 2028?

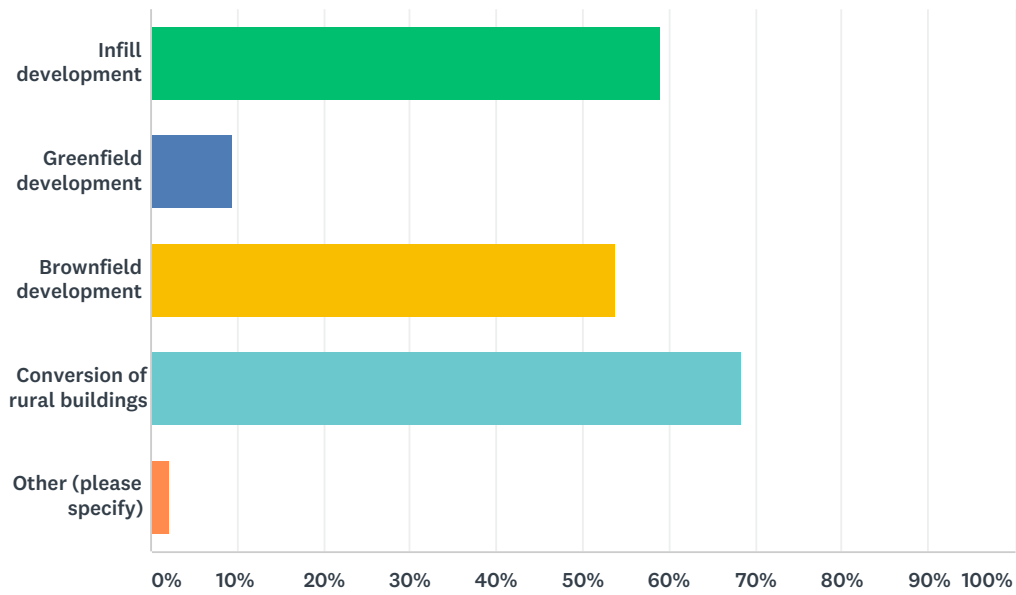
Answered: 95 Skipped: 5



ANSWER CHOICES	RESPONSES	
None	8.42%	8
1-5	37.89%	36
6-10	29.47%	28
11-15	13.68%	13
16-20	6.32%	6
21-25	1.05%	1
25+	3.16%	3
TOTAL		95

Q10 How should we plan for housing growth? (Please select all the options that apply)

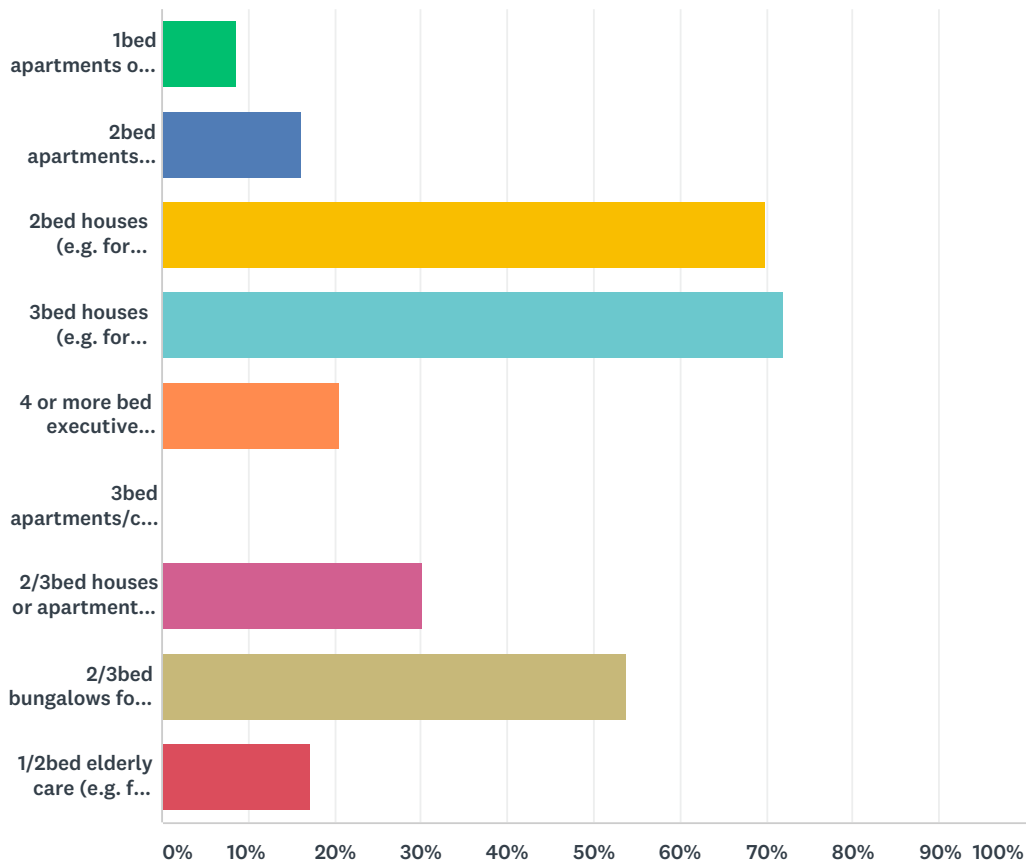
Answered: 95 Skipped: 5



ANSWER CHOICES	RESPONSES
Infill development	58.95% 56
Greenfield development	9.47% 9
Brownfield development	53.68% 51
Conversion of rural buildings	68.42% 65
Other (please specify)	2.11% 2
Total Respondents: 95	

Q11 Please identify the THREE most important priorities for housing in the parish?

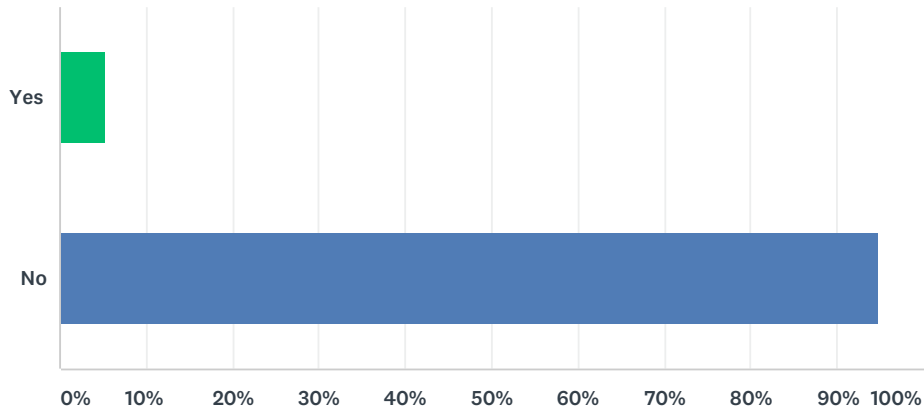
Answered: 93 Skipped: 7



ANSWER CHOICES	RESPONSES	
1bed apartments or shared housing (mainly younger single or couple households at the start of the housing ladder)	8.60%	8
2bed apartments (e.g. for couples without children or older singles)	16.13%	15
2bed houses (e.g. for couples, smaller families, single parents, singles with child access and frequent visitors)	69.89%	65
3bed houses (e.g. for families with children)	72.04%	67
4 or more bed executive housing	20.43%	19
3bed apartments/cluster (e.g. for young people/students sharing at start of housing ladder, extended older families, non-traditional household groups)	0.00%	0
2/3bed houses or apartments for downsizing older people	30.11%	28
2/3bed bungalows for downsizing older people	53.76%	50
1/2bed elderly care (e.g. for older frail elderly singles)	17.20%	16
Total Respondents: 93		

Q12 In the last ten years, have any members of your household left the Parish due to a lack of available, suitable housing?

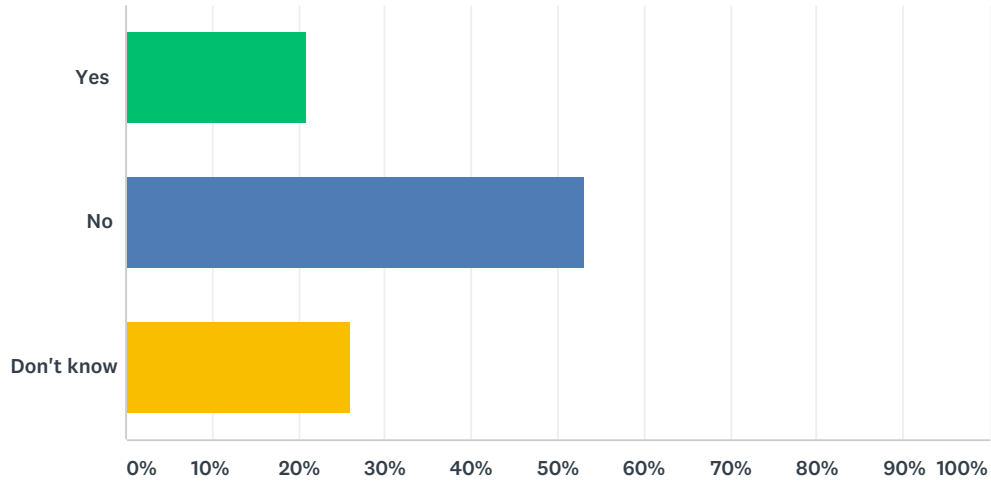
Answered: 96 Skipped: 4



ANSWER CHOICES	RESPONSES	
Yes	5.21%	5
No	94.79%	91
TOTAL		96

Q13 Does your household as a whole, or anyone in your current household, expect to need to move within the Parish within the next ten years?

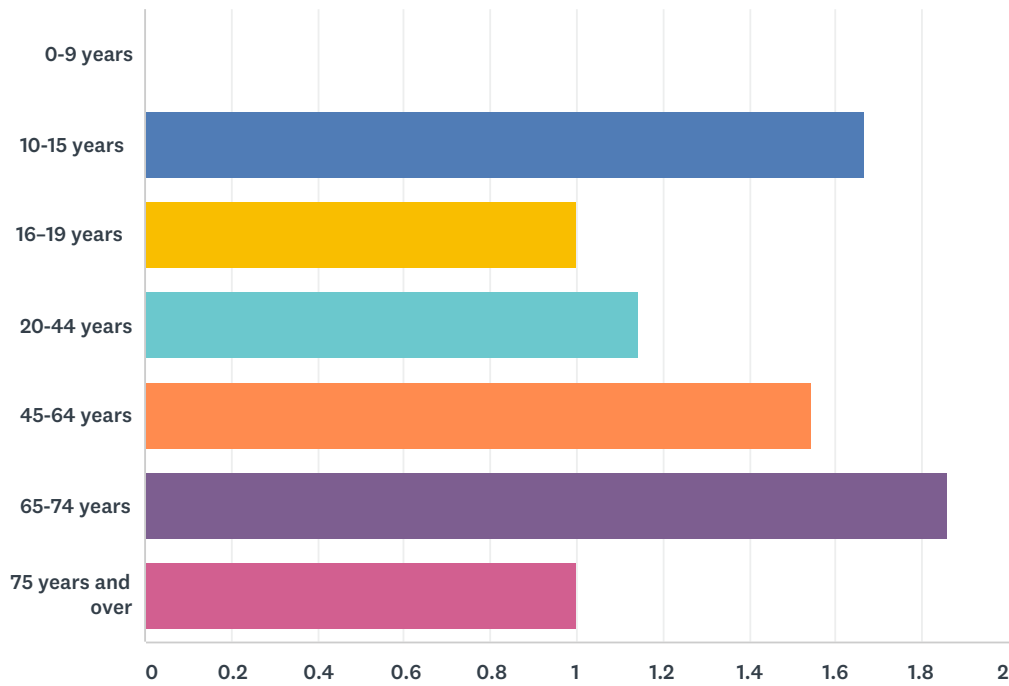
Answered: 96 Skipped: 4



ANSWER CHOICES	RESPONSES	
Yes	20.83%	20
No	53.13%	51
Don't know	26.04%	25
TOTAL		96

Q14 How many people of each age group are there in the household that expects to move?

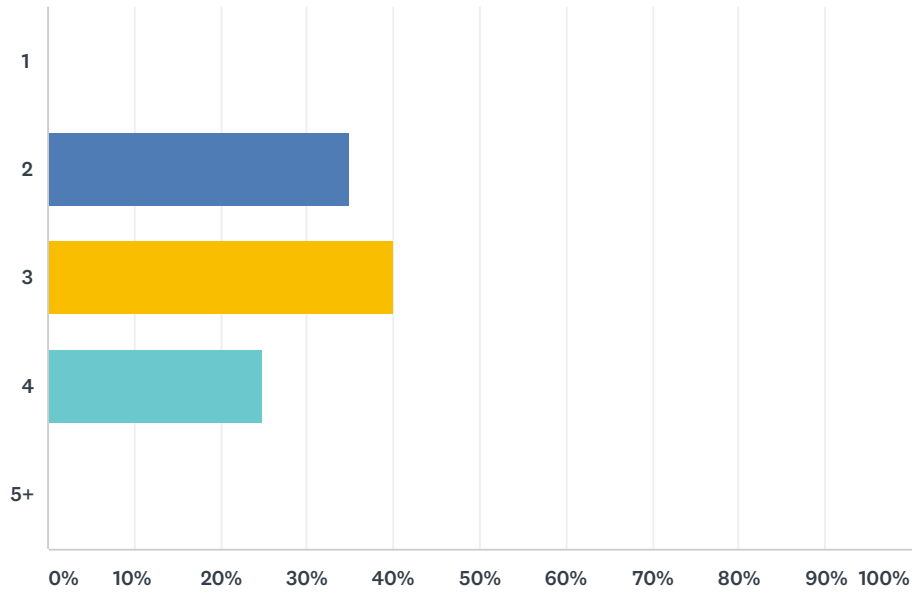
Answered: 20 Skipped: 80



ANSWER CHOICES	AVERAGE NUMBER	TOTAL NUMBER	RESPONSES
0-9 years	0	0	0
10-15 years	2	5	3
16-19 years	1	2	2
20-44 years	1	8	7
45-64 years	2	17	11
65-74 years	2	13	7
75 years and over	1	2	2
Total Respondents: 20			

Q15 How many bedrooms would that household expect to need?

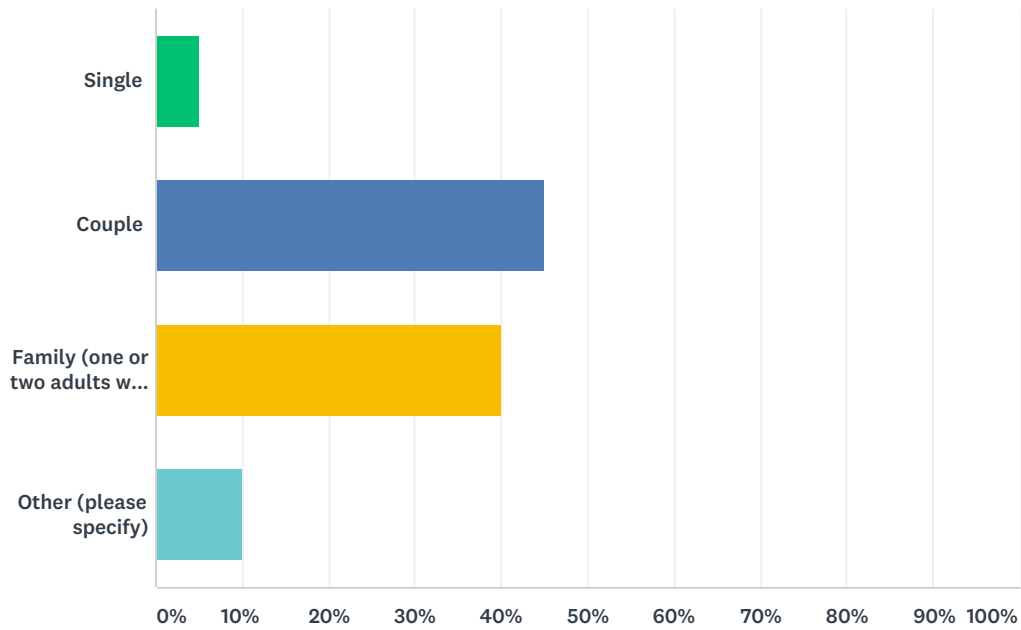
Answered: 20 Skipped: 80



ANSWER CHOICES	RESPONSES	
1	0.00%	0
2	35.00%	7
3	40.00%	8
4	25.00%	5
5+	0.00%	0
TOTAL		20

Q16 How would you describe this household?

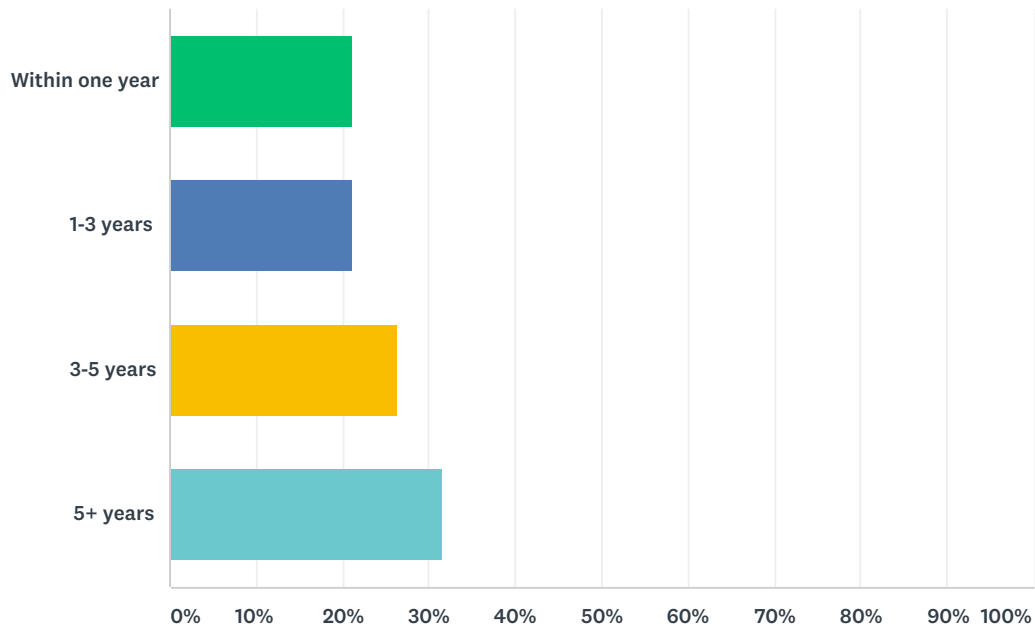
Answered: 20 Skipped: 80



ANSWER CHOICES	RESPONSES	
Single	5.00%	1
Couple	45.00%	9
Family (one or two adults with one or more children)	40.00%	8
Other (please specify)	10.00%	2
TOTAL		20

Q17 When would the household expect to need to move?

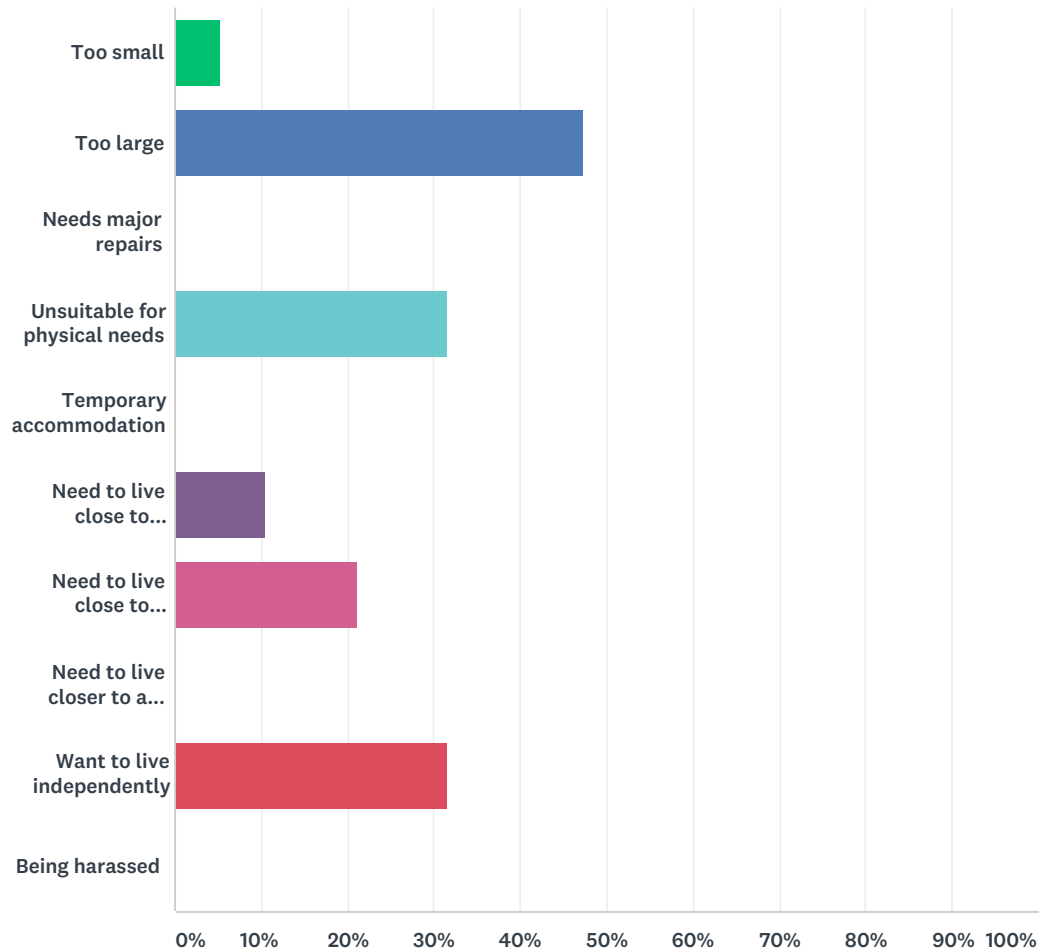
Answered: 19 Skipped: 81



ANSWER CHOICES	RESPONSES	
Within one year	21.05%	4
1-3 years	21.05%	4
3-5 years	26.32%	5
5+ years	31.58%	6
TOTAL		19

Q18 Please give the reasons why this household's current home does not meet the household's need? (Please select all the options that apply)

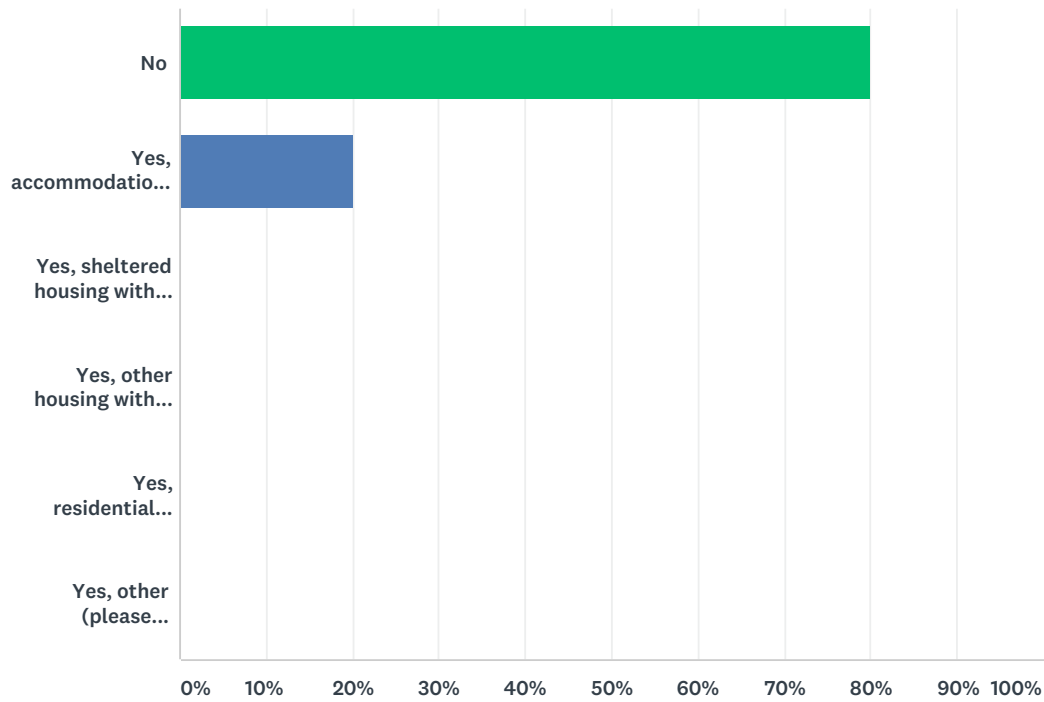
Answered: 19 Skipped: 81



ANSWER CHOICES	RESPONSES	
Too small	5.26%	1
Too large	47.37%	9
Needs major repairs	0.00%	0
Unsuitable for physical needs	31.58%	6
Temporary accommodation	0.00%	0
Need to live close to employment	10.53%	2
Need to live close to relative/family	21.05%	4
Need to live closer to a carer or to give care	0.00%	0
Want to live independently	31.58%	6
Being harassed	0.00%	0
Total Respondents: 19		

Q19 Does this household have a specialist housing need?

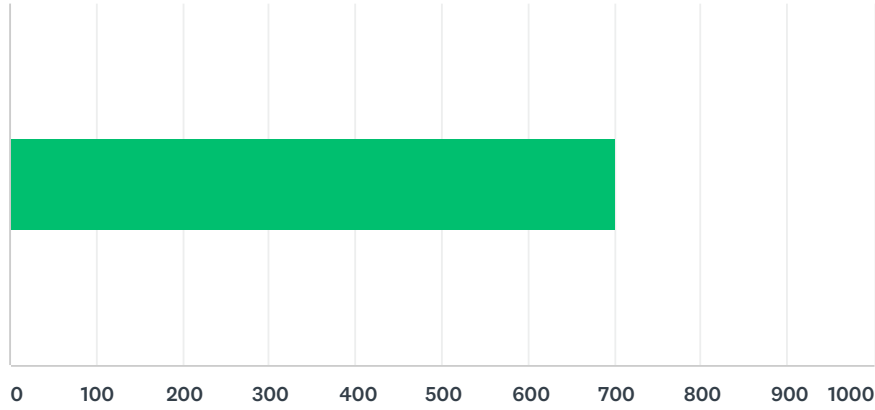
Answered: 20 Skipped: 80



ANSWER CHOICES	RESPONSES	
No	80.00%	16
Yes, accommodation on the ground floor	20.00%	4
Yes, sheltered housing with support services provided	0.00%	0
Yes, other housing with support services provided	0.00%	0
Yes, residential care	0.00%	0
Yes, other (please specify)	0.00%	0
TOTAL		20

Q20 How much would the household be able to afford if renting? It is normal to consider one third of the household's net income for the period. Please do not include housing benefit.

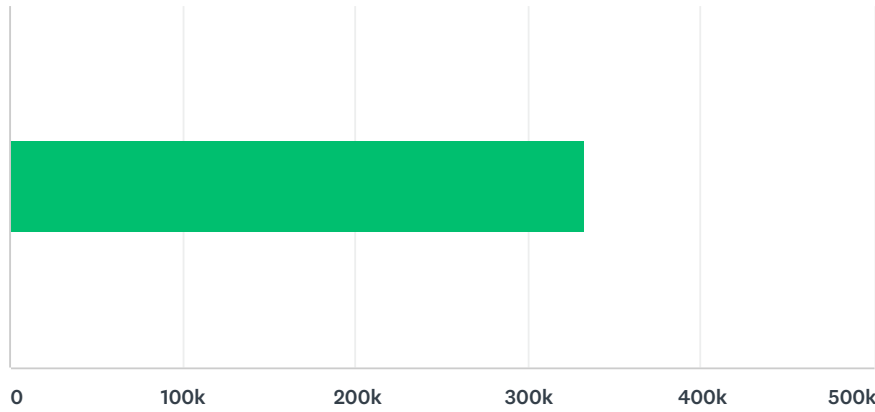
Answered: 8 Skipped: 92



ANSWER CHOICES	AVERAGE NUMBER	TOTAL NUMBER	RESPONSES
	701	5,605	8
Total Respondents: 8			

Q21 How much would the household be able to afford if buying a property? It is normal to consider three times the household's gross annual income for mortgage purposes plus any savings and equity the household may have in any property.

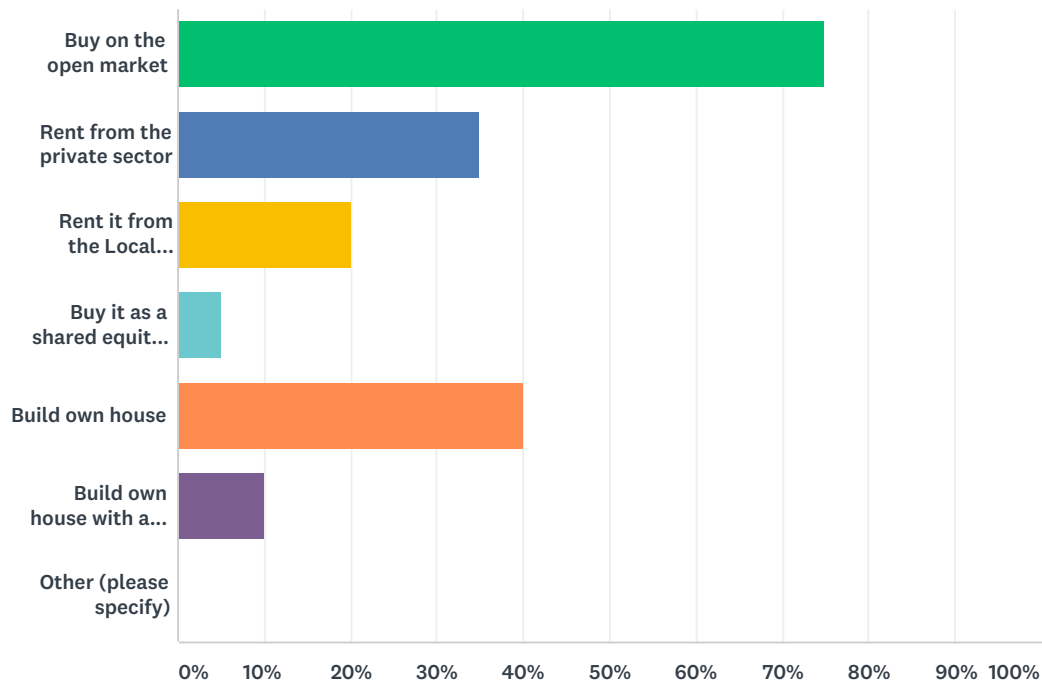
Answered: 9 Skipped: 91



ANSWER CHOICES	AVERAGE NUMBER	TOTAL NUMBER	RESPONSES
	332,207	2,989,866	9
Total Respondents: 9			

Q22 How would this household consider paying for this accommodation? (Please select all the options that apply)

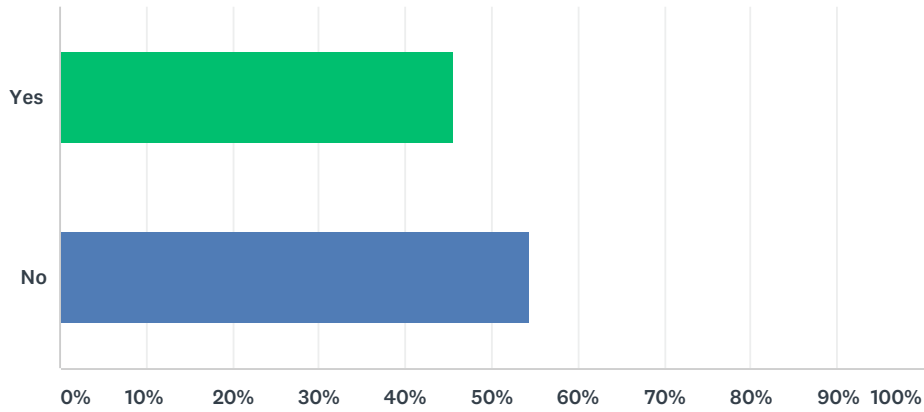
Answered: 20 Skipped: 80



ANSWER CHOICES	RESPONSES	
Buy on the open market	75.00%	15
Rent from the private sector	35.00%	7
Rent it from the Local Authority or Housing Association	20.00%	4
Buy it as a shared equity owner with the Local Authority or Housing Association	5.00%	1
Build own house	40.00%	8
Build own house with a grant/loan	10.00%	2
Other (please specify)	0.00%	0
Total Respondents: 20		

Q23 Would you support a Rural Exception Site for affordable housing?

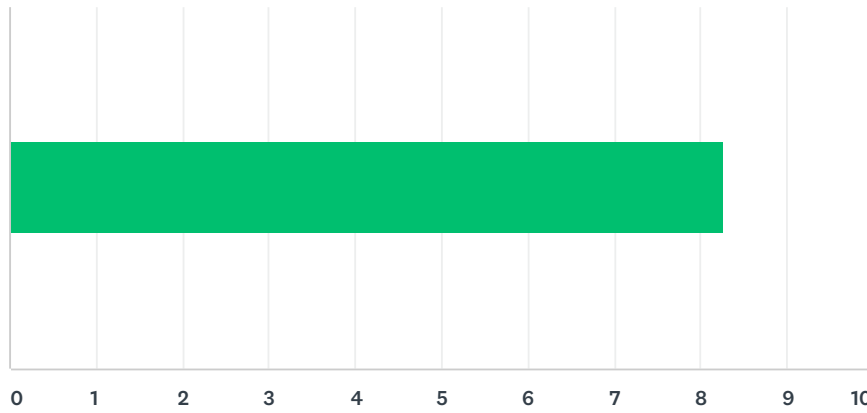
Answered: 92 Skipped: 8



ANSWER CHOICES	RESPONSES	
Yes	45.65%	42
No	54.35%	50
TOTAL		92

Q24 On a scale of 0 to 10, where 0 is not a problem, how concerned are you with speeding traffic on the A606 through the village?

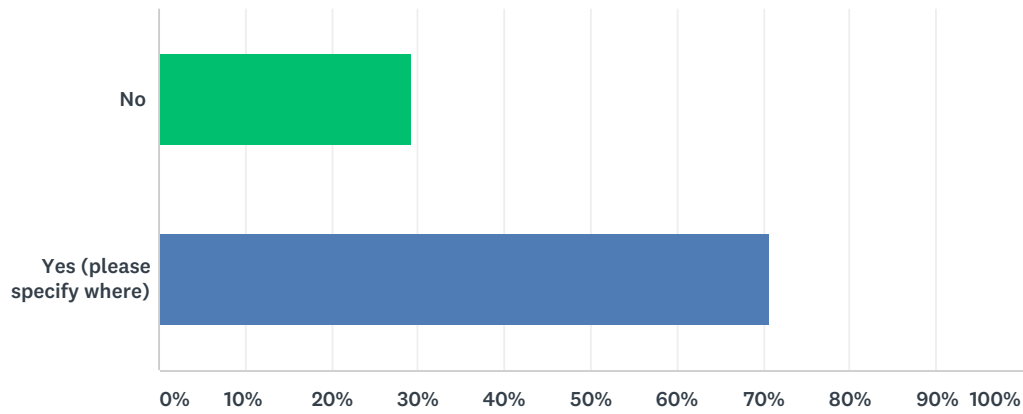
Answered: 93 Skipped: 7



ANSWER CHOICES	AVERAGE NUMBER	TOTAL NUMBER	RESPONSES
	8	768	93
Total Respondents: 93			

Q25 Is speeding traffic a problem elsewhere in the village?

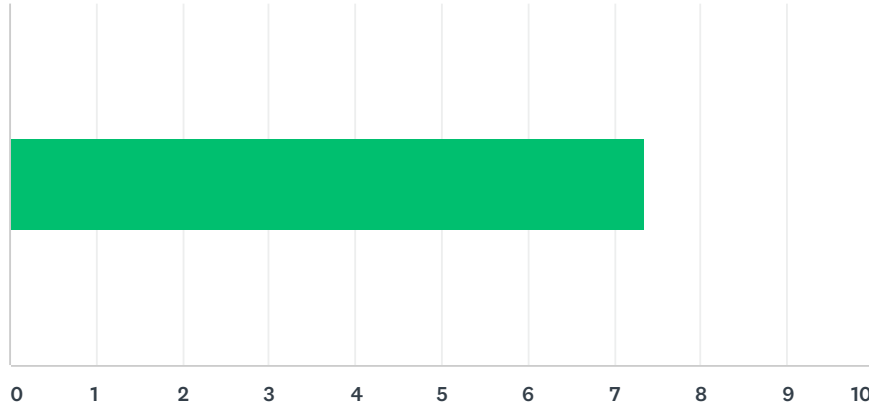
Answered: 92 Skipped: 8



ANSWER CHOICES	RESPONSES	
No	29.35%	27
Yes (please specify where)	70.65%	65
TOTAL		92

Q26 On a scale of 0 to 10, where 0 is not a problem, how concerned are you about Station Road being used as a rat run between the A46 and the A606?

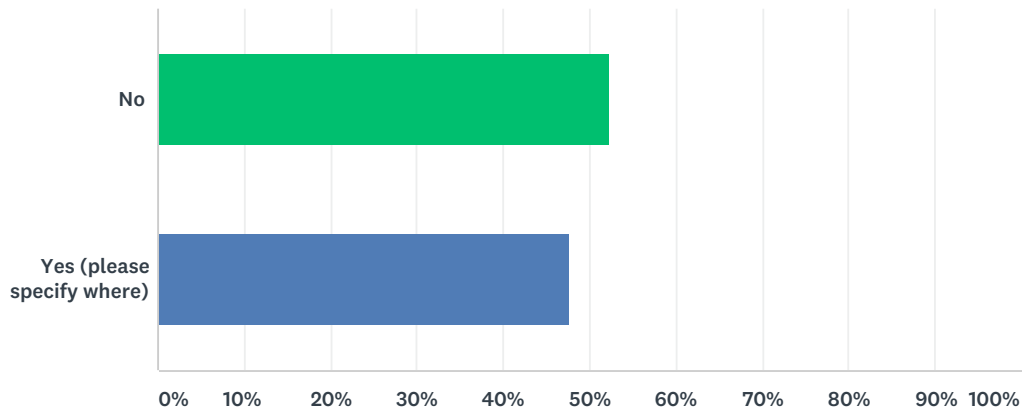
Answered: 93 Skipped: 7



ANSWER CHOICES	AVERAGE NUMBER	TOTAL NUMBER	RESPONSES
	7	683	93
Total Respondents: 93			

Q27 Is inconsiderate or lack of parking a problem in the village?

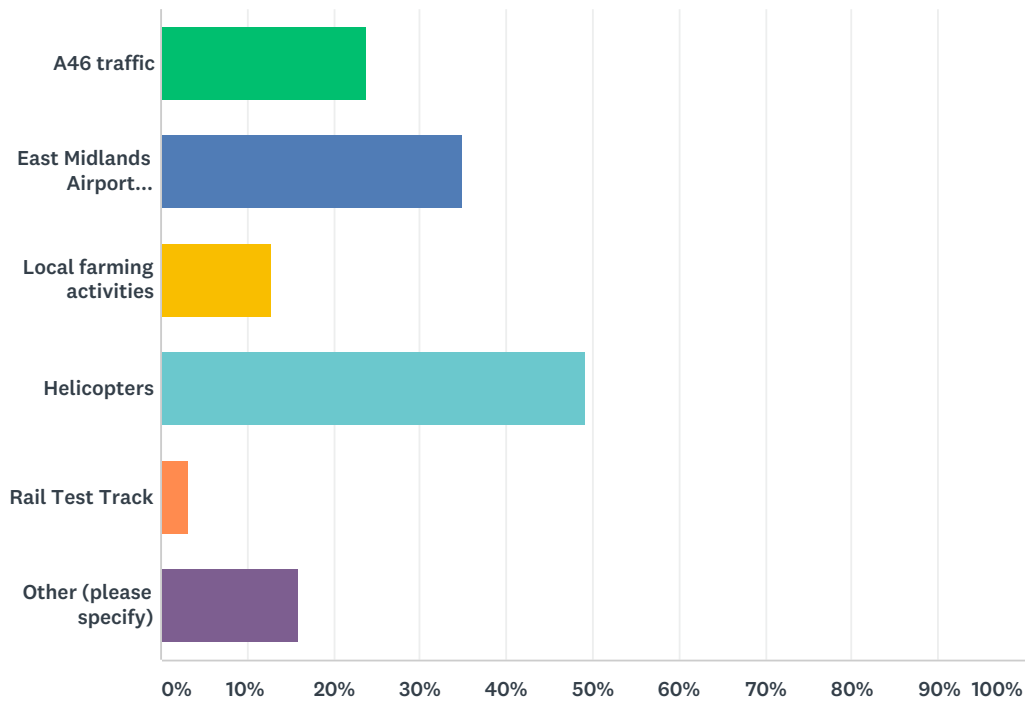
Answered: 90 Skipped: 10



ANSWER CHOICES	RESPONSES	
No	52.22%	47
Yes (please specify where)	47.78%	43
TOTAL		90

Q28 Do you have concerns about noise and/or disturbance from the following? (Please select all those that apply)

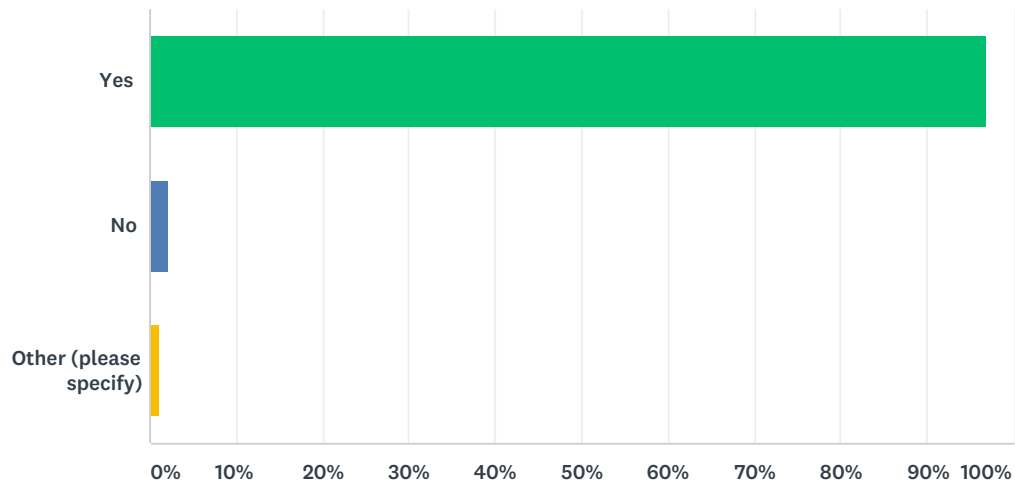
Answered: 63 Skipped: 37



ANSWER CHOICES	RESPONSES	
A46 traffic	23.81%	15
East Midlands Airport operations	34.92%	22
Local farming activities	12.70%	8
Helicopters	49.21%	31
Rail Test Track	3.17%	2
Other (please specify)	15.87%	10
Total Respondents: 63		

Q29 Should the Neighbourhood Plan be used to protect existing services and facilities?

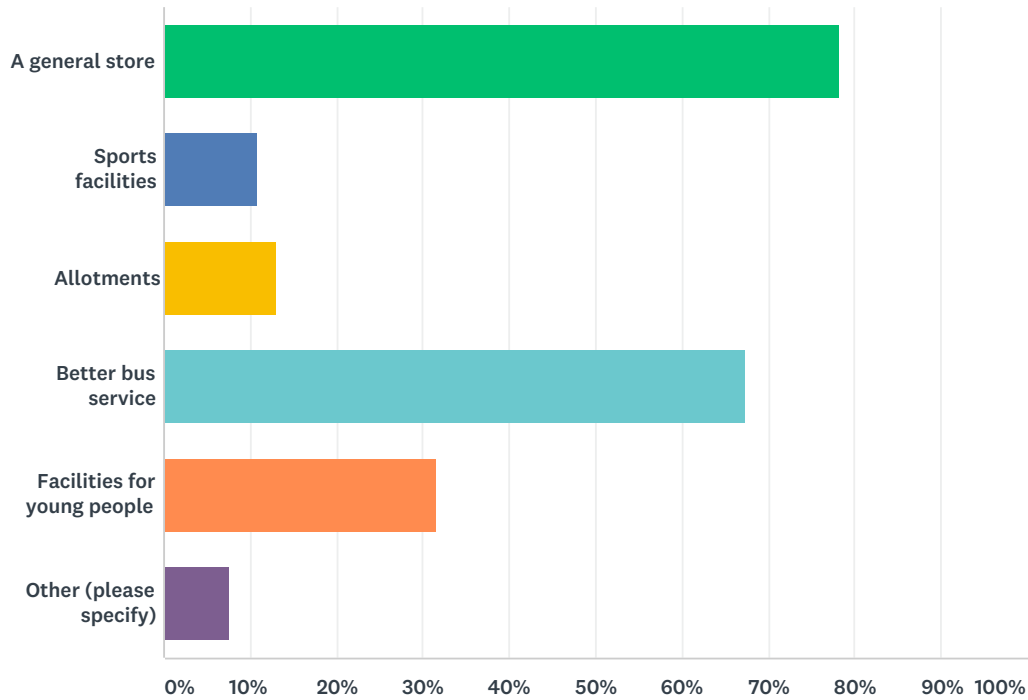
Answered: 94 Skipped: 6



ANSWER CHOICES	RESPONSES	
Yes	96.81%	91
No	2.13%	2
Other (please specify)	1.06%	1
TOTAL		94

Q30 Are there any additional services and facilities you would like to see? (Please select all the options that apply)

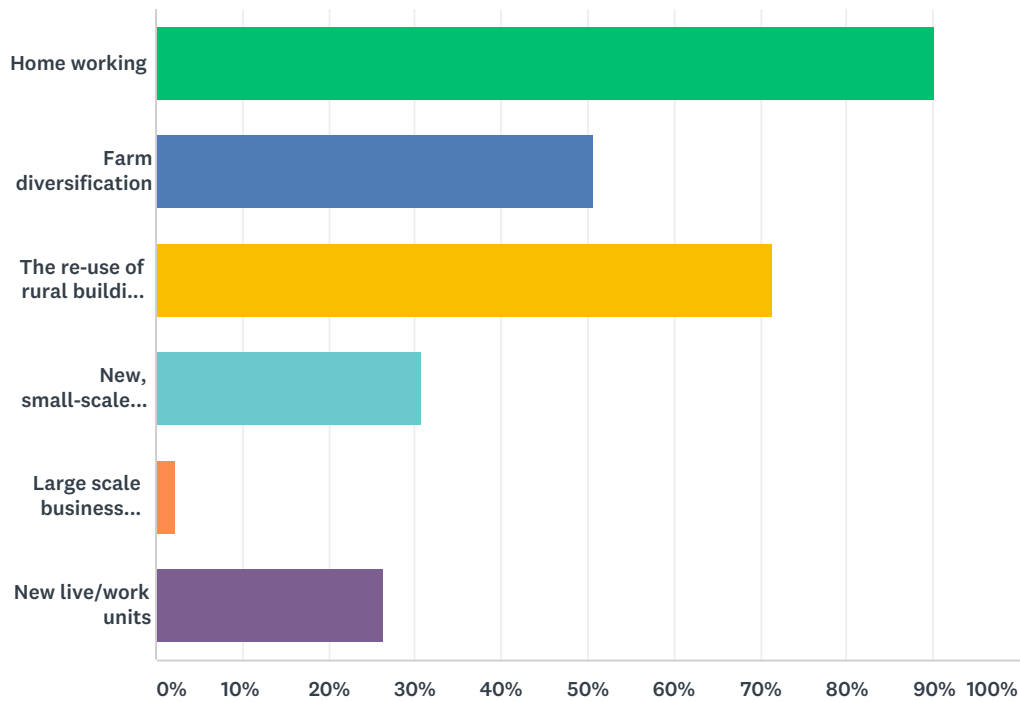
Answered: 92 Skipped: 8



ANSWER CHOICES	RESPONSES	
A general store	78.26%	72
Sports facilities	10.87%	10
Allotments	13.04%	12
Better bus service	67.39%	62
Facilities for young people	31.52%	29
Other (please specify)	7.61%	7
Total Respondents: 92		

Q31 Which of the following economic activities would you support in the parish? (Please select all the options that apply)

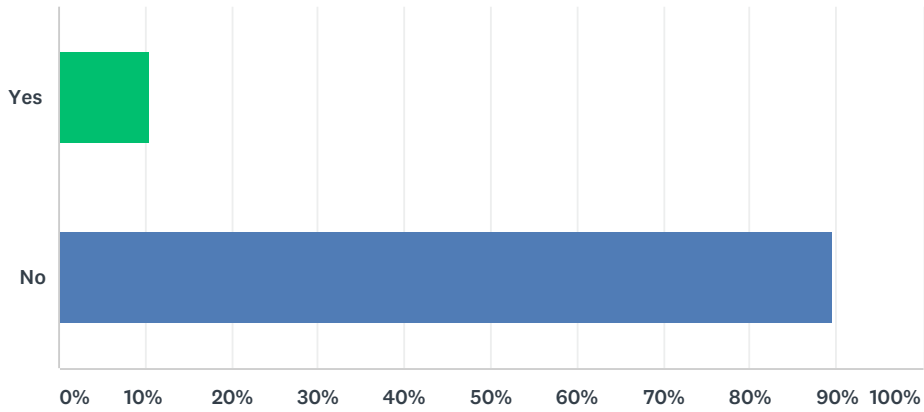
Answered: 91 Skipped: 9



ANSWER CHOICES	RESPONSES	
Home working	90.11%	82
Farm diversification	50.55%	46
The re-use of rural buildings for business use	71.43%	65
New, small-scale buildings for business use	30.77%	28
Large scale business development	2.20%	2
New live/work units	26.37%	24
Total Respondents: 91		

Q32 Do you own/manage a business that is based in the parish?

Answered: 96 Skipped: 4



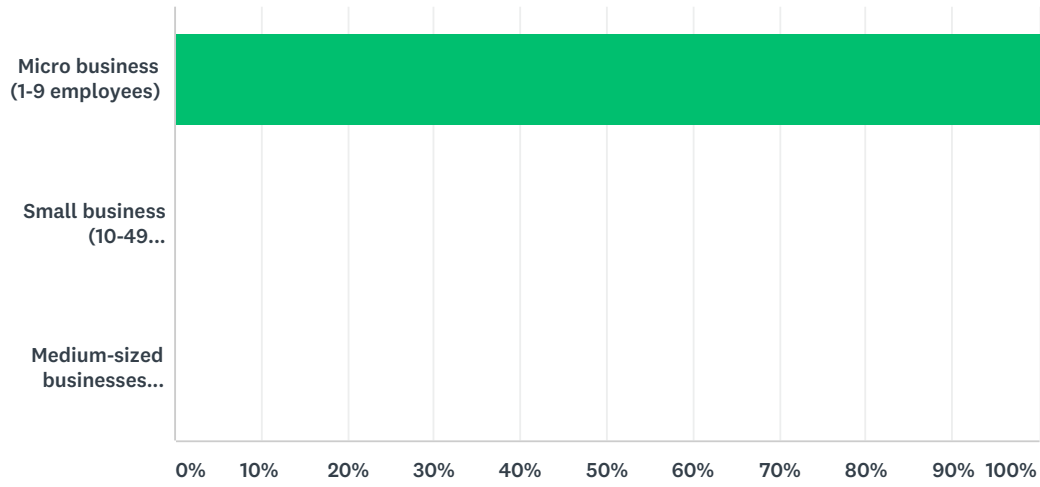
ANSWER CHOICES	RESPONSES	
Yes	10.42%	10
No	89.58%	86
TOTAL		96

Q33 What is the name of your business?

Answered: 7 Skipped: 93

Q34 What size is your business?

Answered: 10 Skipped: 90



ANSWER CHOICES	RESPONSES	
Micro business (1-9 employees)	100.00%	10
Small business (10-49 employees)	0.00%	0
Medium-sized businesses (50-249 employees)	0.00%	0
TOTAL		10

Q35 What type of economic activity is your business engaged in?

Answered: 10 Skipped: 90



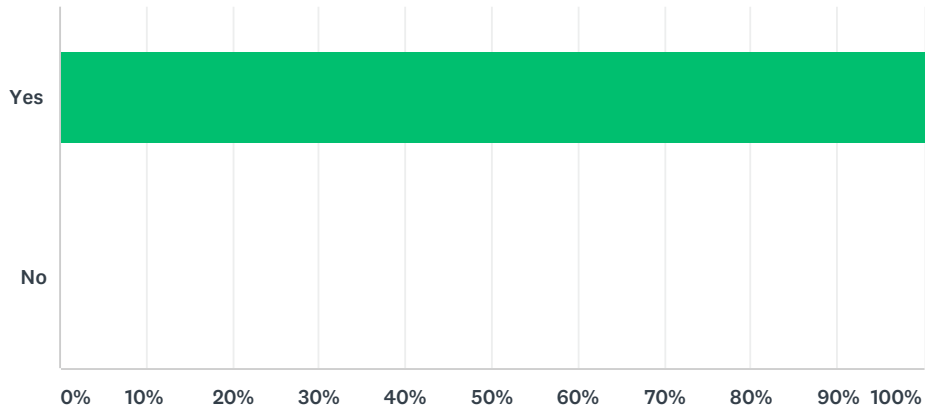
ANSWER CHOICES	RESPONSES	
Primary e.g. agriculture	30.00%	3
Manufacturing	0.00%	0
Construction	0.00%	0
Retail and Wholesale	0.00%	0
Transport and Storage	0.00%	0
Accommodation and food service	0.00%	0
Information and communication	20.00%	2

Upper Broughton Neighbourhood Plan

Financial and real estate	20.00%	2
Professional and scientific	20.00%	2
Administrative services	0.00%	0
Education	0.00%	0
Human health	0.00%	0
Arts and entertainment	0.00%	0
Other (please specify)	10.00%	1
TOTAL		10

Q36 Is the business premise also your home?

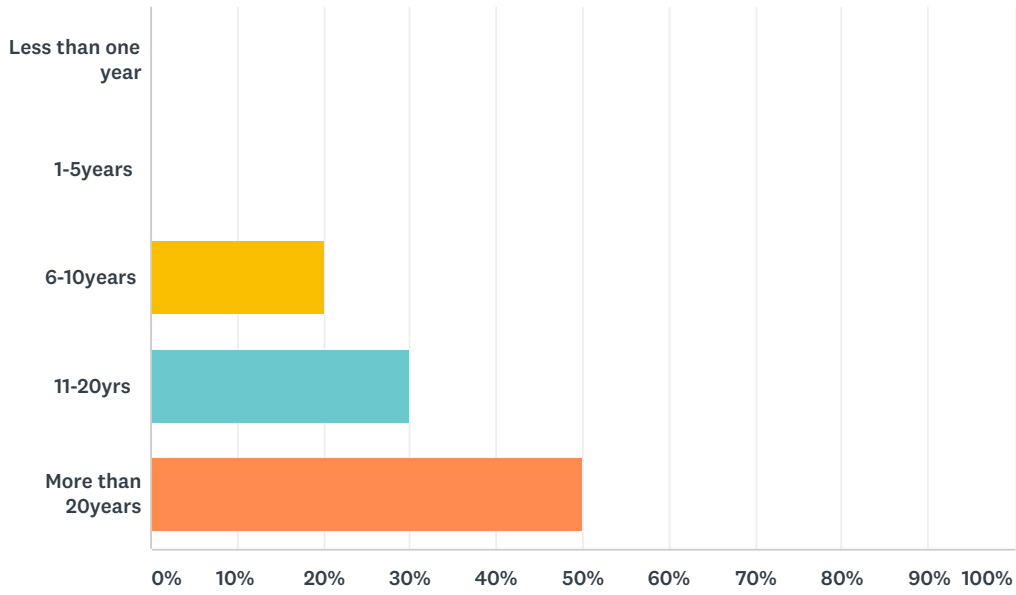
Answered: 10 Skipped: 90



ANSWER CHOICES	RESPONSES	
Yes	100.00%	10
No	0.00%	0
TOTAL		10

Q37 What is the age of your business?

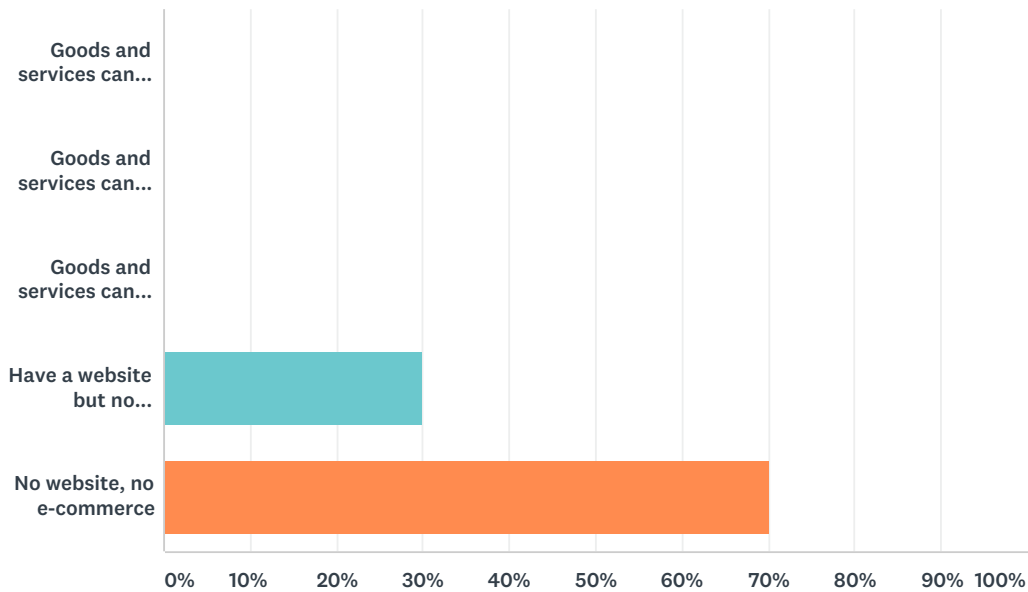
Answered: 10 Skipped: 90



ANSWER CHOICES	RESPONSES	
Less than one year	0.00%	0
1-5years	0.00%	0
6-10years	20.00%	2
11-20yrs	30.00%	3
More than 20years	50.00%	5
TOTAL		10

Q38 Does your business engage in e-commerce? (Please select all the options that apply)

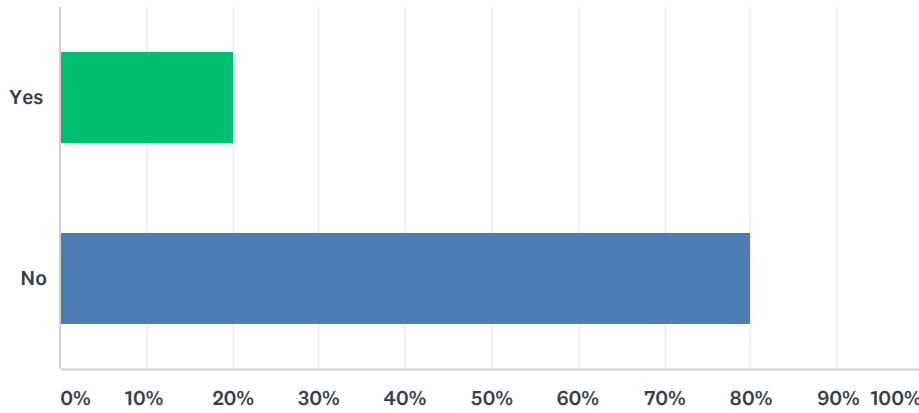
Answered: 10 Skipped: 90



ANSWER CHOICES	RESPONSES	
Goods and services can be ordered directly from our website	0.00%	0
Goods and services can be ordered directly from a 3rd party website	0.00%	0
Goods and services can be ordered from social media	0.00%	0
Have a website but no e-commerce	30.00%	3
No website, no e-commerce	70.00%	7
Total Respondents: 10		

Q39 Do you plan to close or transfer your business in the next five years?

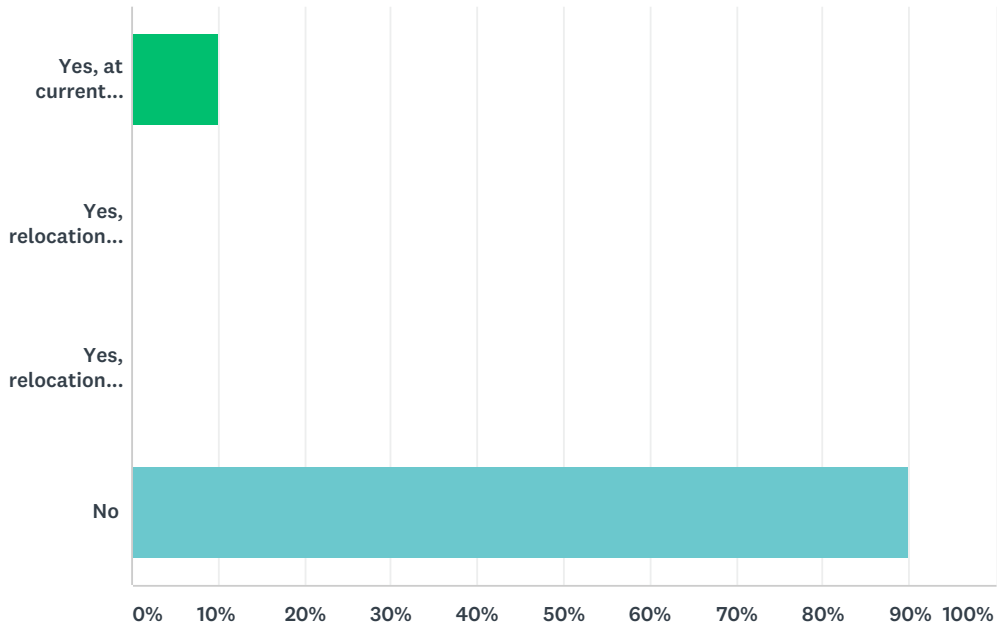
Answered: 10 Skipped: 90



ANSWER CHOICES	RESPONSES	
Yes	20.00%	2
No	80.00%	8
TOTAL		10

Q40 Do you require additional business space in the next three years?

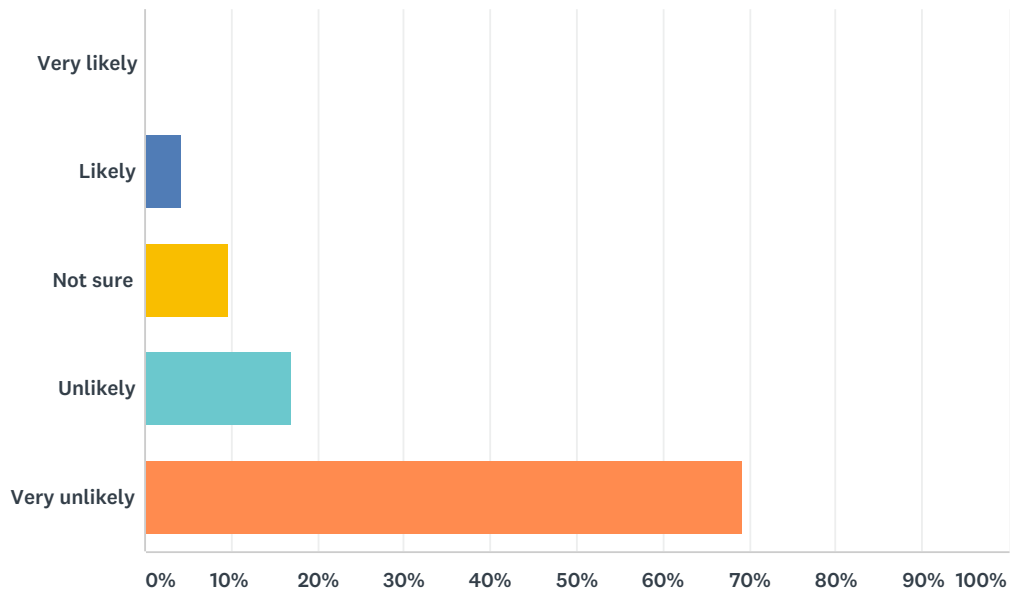
Answered: 10 Skipped: 90



ANSWER CHOICES	RESPONSES	
Yes, at current location	10.00%	1
Yes, relocation within the parish	0.00%	0
Yes, relocation outside the parish	0.00%	0
No	90.00%	9
TOTAL		10

Q41 How likely are you to set up a business within the parish in the next 10 years?

Answered: 94 Skipped: 6



ANSWER CHOICES	RESPONSES	
Very likely	0.00%	0
Likely	4.26%	4
Not sure	9.57%	9
Unlikely	17.02%	16
Very unlikely	69.15%	65
TOTAL		94

Q42 What is the five-digit code number on the front of your questionnaire?

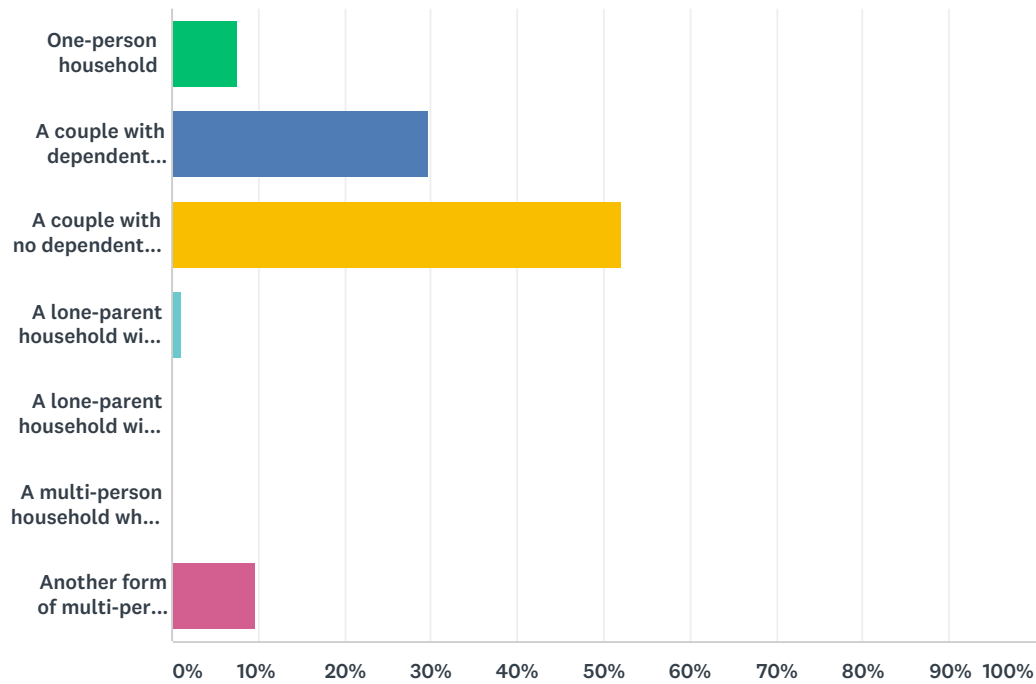
Answered: 95 Skipped: 5

Q43 At what email address would you like to be contacted?

Answered: 29 Skipped: 71

Q44 What type of household do you live in?

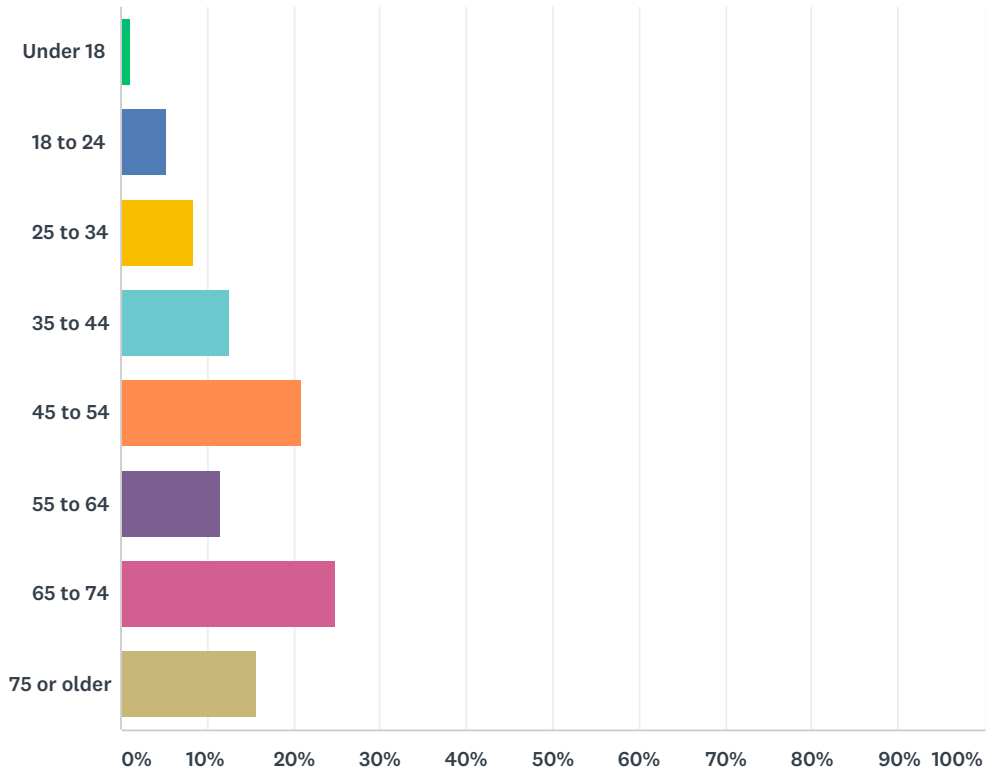
Answered: 94 Skipped: 6



ANSWER CHOICES	RESPONSES	
One-person household	7.45%	7
A couple with dependent children	29.79%	28
A couple with no dependent children	52.13%	49
A lone-parent household with dependent children	1.06%	1
A lone-parent household with no dependent children	0.00%	0
A multi-person household where all are students	0.00%	0
Another form of multi-person household	9.57%	9
TOTAL		94

Q45 What is your age?

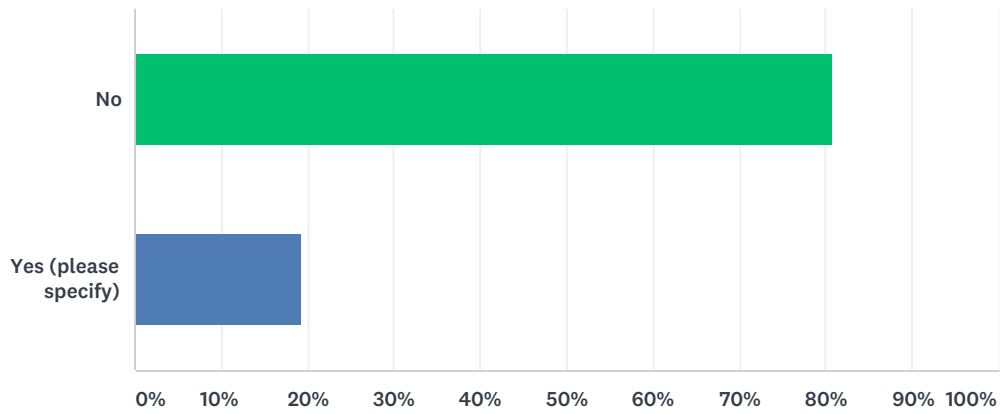
Answered: 96 Skipped: 4



ANSWER CHOICES	RESPONSES	
Under 18	1.04%	1
18 to 24	5.21%	5
25 to 34	8.33%	8
35 to 44	12.50%	12
45 to 54	20.83%	20
55 to 64	11.46%	11
65 to 74	25.00%	24
75 or older	15.63%	15
TOTAL		96

Q46 Do you have any further comments?

Answered: 94 Skipped: 6



ANSWER CHOICES	RESPONSES	
No	80.85%	76
Yes (please specify)	19.15%	18
TOTAL		94